



2022

ANNUAL REPORT

## VALUES

### INTEGRITY

We lead with integrity demonstrating honesty, transparency and moral courage with our stakeholders at all times.

### DIVERSITY & INCLUSION

We serve as a champion for both diversity and inclusion, preparing future leaders and providing thought leadership to help our stakeholders recognize, develop and engage their talent.

### ECONOMIC EMPOWERMENT

We support the economic empowerment of our stakeholders—providing access to networks of resources and information about access to capital, entrepreneurship and wealth building.

### EDUCATION

We promote education as the primary vehicle to economic mobility for our community—our programming serves to enhance the preparation and competitiveness of our stakeholders during every phase of their careers.

### EXCELLENCE

The association is rooted in excellence—we expect and deliver the very best whenever the NBMBA brand is involved.

### SERVICE

We demonstrate servant leadership—we listen to the needs of our stakeholders and actively serve our communities while preparing our members to do so for life.

## MISSION

The mission of the NBMBA is to lead in the creation of educational, wealth building, and growth opportunities for those historically underrepresented throughout their careers as students, entrepreneurs and professionals.

## VISION

Empowering visionaries intellectually and economically to create a world where diversity and inclusion are universal.





## NBMBAA LEADERSHIP

Joe Handy, *President & CEO*

Shawn Graham, *CFO*

Paula Fontana, *VP Strategic Programming Initiatives*

Roderick Douthit, *VP Partner Development*

Elaine Richardson, *Senior Director, Conference Operations & Special Events*



## CHAPTER PRESIDENTS

Norville Barrington, New York  
Vonnice Boone, Northwest Arkansas  
Barbara Bostick, Dayton  
Dayron Bowers, Austin  
Maurice Clark, Cleveland  
Stacy Crook, Chicago  
Kenyana David, Western New York  
Tyrone Ellis, Charlotte  
LaSondra Gray, Northern Virginia  
KaTrina Chantelle Griffin, New Orleans  
Traci Harell, Seattle  
Johnathon Higgins, Kansas City  
Michelle James, Greater Connecticut  
Leigh Johnson, Houston  
Darrell Joyce II, Memphis  
Cecily Keys-Kelly, Milwaukee  
Eliot Lee, San Antonio  
Ben Moore, Cincinnati  
Elizee Milhomeme, South Florida  
Abe Minter, Twin Cities  
Shatara Murphy, Pittsburgh  
Ciara Pierce, Philadelphia  
Myisha Robertson, San Francisco  
Sonya Ruffin, New Jersey  
Kimberly Saunders, Central Florida  
Alethea Session, Phoenix  
Carla Theophille, Tampa Bay  
Travis Townsend, Atlanta  
Starla A. Trigg, Indianapolis  
Sharhea Wade, Boston  
Jon Walls, Los Angeles  
Camille White, Kentucky  
Lemar White, Washington D.C.  
Cherice Williams, Dallas/Fort Worth


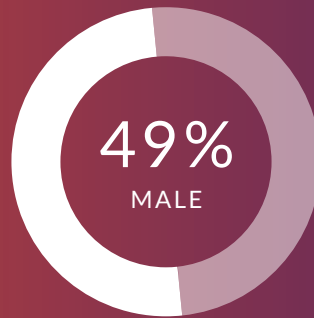
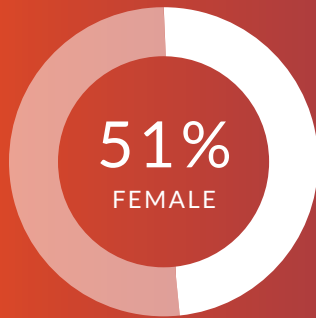
LauRyn Williams, Detroit  
Anthony Wilson, Columbus  
Sharon Woodward, Greater Harrisburg  
LJ Yarborough, Raleigh-Durham  
Angela Young, Greater Maryland  
Henry Young, Greater Hartford

## BOARD MEMBERS

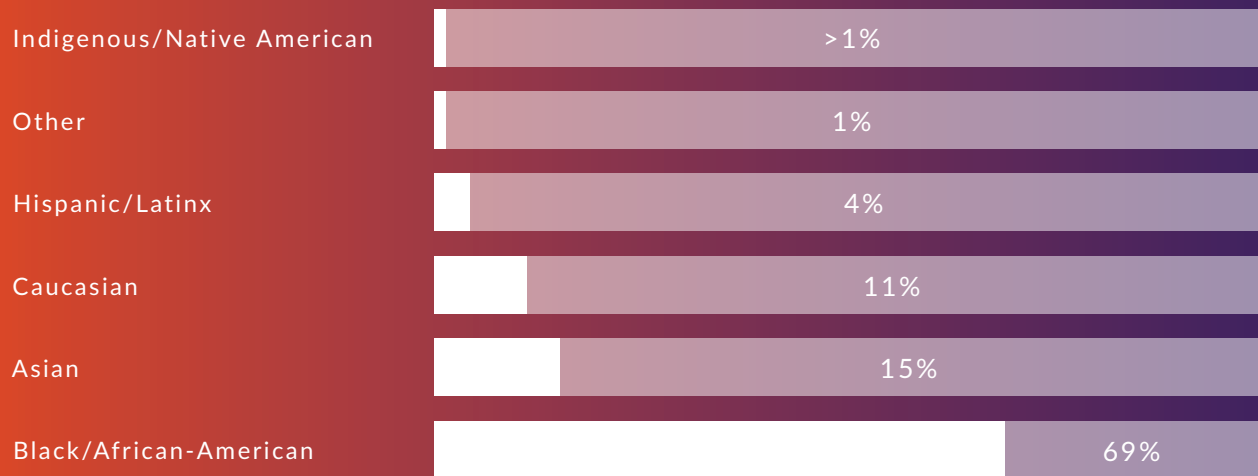
William Borden  
Alvin Brown  
Cassius Butts, Board Chair  
Leslie Coleman  
Aisha Gantt  
Michael E. Hamilton  
Renee Horne  
Michael C. McNeil  
Louise Perrin  
Shelley Stewart III  
Oris Stuart  
Marvin Turner  
Charmaine Ward-Millner

# CONFERENCE DEMOGRAPHICS

## GENDER



## ETHNICITY



## CAREER LEVEL



Undergraduate  
Student



Graduate  
Student



Entry Level  
(Less than 5 years)



Mid-Career  
Professional (5+ years,  
Non-Manager)



Mid-Level Management  
(Manager or Director)



Senior Level  
Management (VP,SVP)



Executive  
Level (C-Suite)

# FINANCIAL REPORT

<b>SUPPORT &amp; REVENUE</b>	<b>2022 AUDITED</b>
Conference & Career Exposition	8,702,209
Membership Revenue	792,888
Contributions	661,185
In-Kind Contributions	375,000
Other Revenue	836,301
<b>TOTAL REVENUE &amp; OTHER SUPPORT</b>	<b>\$11,367,583</b>
<b>EXPENSES</b>	
Conference & Career Exposition	4,246,025
Partner Relations	1,795,367
Membership	1,000,292
Other Programs	2,007,345
<b>Total Program Services</b>	<b>\$9,049,029</b>
<b>Supporting Services</b>	
Management and General	2,305,486
Total Supporting Services	2,305,486
<b>TOTAL EXPENSES</b>	<b>\$11,354,515</b>
<b>CHANGE IN NET ASSETS</b>	<b>\$13,068</b>

## 2022 CORPORATE SPONSORS



# COLLEGIATE PARTNERS

Alabama A&M University

Allen University

American University

Arizona State University

Auburn University

Benedict College

Bentley University

Bethune Cookman University

Case Western Reserve University

China Europe International Business School (CEIBS)

Claflin University

Clark-Atlanta University

DePaul University

DeVry University

Emory University

Florida A&M University

Florida Atlantic University

Florida Memorial

George Washington University

Georgetown University

Georgia State University

Georgia Tech

Howard University

Indiana University - Bloomington

Kent State University

Lane College

LaSalle University

Lehigh University

Morehouse College

Morgan State University

National Louis University

North Carolina Central University

Ohio State University

Purdue University

Rice University

Saint Joseph University

South Carolina State University

Stillman College

Suffolk University

Syracuse University

Temple University

The Consortium

University of Alabama

University of California (Berkeley)

University of Chicago (Booth School of Business)

University of Florida

University of Georgia

University of Liberia

University of Miami

University of San Francisco

University of Pittsburgh

Vanderbilt University

Western Governors University



400 West Peachtree Street NW

Suite 203 • Atlanta, GA 30308

404-260-0153

[nbmbaa.org](http://nbmbaa.org)